









## GRADE 100 LIFTING CHAIN WORKING LOAD LIMITS (WLL)

CHAIN SIZE MM 	SINGLE LEG SLINGS			SLINGS OF 2, 3 OR 4 LEGS				2 LEG	
									
	Straight sling	Adjustable sling	Reeved Sling	Basket Sling	Straight sling			Reeved sling	Basket Sling
	Max angle 60°			60°	90°	120°	Max angle 60°		
Loading Factors	1	0.75	0.75	1.3	1.73	1.41	1	1.3	2.25
4	0.63	0.5	0.4	0.8	1.1	0.9	0.63	0/8	1.4
5	1	0.8	0.6	1.3	1.7	1.4	1	1.3	2.3
6	1.4	1.1	0.8	1.8	2.4	2.0	1.4	1.8	3.2
7	1.9	1.4	1.1	2.5	3.3	2.7	1.9	2.5	4.3
8	2.5	1.9	1.4	3.3	4.3	3.5	2.5	3.3	5.6
10	4	3.0	2.3	5.2	6.9	5.6	4	5.2	9.0
13	6.7	5.0	3.8	8.7	11.6	9.4	6.7	8.7	15.1
16	10	7.5	5.6	13.0	17.3	14.1	10	13.0	22.5
18	12.5	9.4	7.0	16.3	21.6	17.6	12.5	16.3	28.1
19	14	10.5	7.9	18.2	24.2	19.7	14	18.2	31.5
20	16	12.0	9.0	20.8	27.7	22.6	16	20.8	36.0
22	19	14.3	10.7	24.7	32.9	26.8	19	24.7	42.8
23	21	15.8	11.8	27.3	36.3	29.6	21	27.3	47.3
26	26.5	19.9	14.9	34.5	45.8	37.4	26.5	34.5	59.6
28	31.5	23.6	17.7	41.0	54.5	44.4	31.5	41.0	70.9
32	40	30.0	22.5	52.0	69.2	56.4	40	52.0	90.0

### ADVANTAGES OF USING GRADE V (100) OVER GRADE T (80)

- ✓ Superior resistance to wear
- ✓ 30% weight saving over Grade 80
- ✓ All Grade 100 chain and fittings meet and exceed Australian Standards
- ✓ Pre-made for convenience & complete with shorteners
- ✓ 25% higher load capacity over Grade 80
- ✓ All fittings and chain clearly tagged for easy identification
- ✓ All chain slings supplied by Ranger are NATA proof tested and tagged